


- City of Bowie is licensed through the State Department of Health to provide emergency ambulance services for the City of Bowie, and southern Montague County.
- The Bowie EMS covers 400 square miles in total.
 - Basically we cover south of Montague
 - West to the Clay County Line on 287, and south to the Clay County line on 59
 - East to the Wise County Line on 287 and south to the Wise County line on 101
- The City of Bowie accounts for about 7 of the 400 square miles.

That leaves approximately 393 square miles out of our city limits to cover.


- We staff our ambulance service with in house professionals 24 hours a day, 7 days per week, 365 days per year.




The ambulance staff consists of 6 Emergency Medical Technicians, and 7 Paramedics.

- Our paramedics also have the following certifications:
 - Advanced Cardiac Life Support
 - Pediatric Advanced Life Support
 - Pre-Hospital Trauma Life Support
 - Advanced Medical Life Support







- The emergency ambulance fleet consists of three fully equipped ambulances and two rescue vehicles





- Two ambulances are our primary vehicles and the third ambulance is our back up vehicle available for major events, or when one of the primary units is out of service.
- The most recent ambulance purchase was made in 2013 for \$148,000. We are currently exploring a replacement ambulance as a cost of \$164,103. This vehicle will replace our oldest ambulance.
- Current cost to equip an ambulance is \$80,000 to \$100,000.





- Fortunately we will be able to transfer most of the equipment from our current ambulance to our new ambulance if we are able to budget for our ambulance purchase.
- We have one fully equipped primary rescue vehicle and one fully equipped backup rescue vehicle





- Average response times for ambulance calls outside Bowie city limits
 - From time of station notification tone to the ambulance exiting the station one minute and one second. (Chute Time)
 - From time of original tone to arrival on location nine minutes and 39 seconds.

- The city provides for the county
 - Properly trained professional medical personnel
 - Reliable and properly equipped ambulance vehicles
 - Prompt response time to the scene of the patients or accident
 - The city wants to continue assisting the county with its ambulance needs we feel we provide a professional , prompt, and well trained department
 - The last change to the counties stipend for ambulance service was in the 1995-96 budget year when it was increased to \$18,000.

- **Adjacent County Ambulance Budgets**

- **Cooke County has four ambulance stations and five ambulances with a budget of \$3,207,800. Their budgeted expenditure is \$82.76 per resident based on a county population of 38,761 residents.**
- **Wise County has three ambulance stations with five ambulances and three backup ambulances. They also have a supervisor vehicle and a backup supervisor vehicle. Their budget is \$3,218,284. Their budgeted expenditure is \$52.21 per resident based on a county population of 61,638 residents.**
- **Current stipends for Montague County to the cities currently are:**
 - **Bowie \$18,000**
 - **Nocona \$15,000**
 - **St. Jo \$12,504**
 - **Total \$45,504**
 - **Those stipends amount to \$2.34 per resident based on a county population of 19,416 residents.**

- **Financial Data of Bowie Ambulance service outside the Bowie City Limits**

City of Bowie
Ambulance Revenue Expense Recap
Oct 1, 2014 thru Sept 30, 2015

EVENTS / RESPONSES	# of calls made	% of total calls		% of Ambulance
Fire	168	12.02%		
Ambulance out of City Limits	479	34.26%		38.94%
Ambulance In City Limits	751	53.72%		61.06%
Total	1398	100.00%		100.00%
				Outside City
				Collected Rev
Actual Ambulance Billings Collected				\$263,680.66
County Ambulance Pmt				\$ 18,000.00
Total Ambulance Revenue				\$281,680.66
				Outside City
Fire / Ambulance Expenditures		Deduct Fire Dept Exp @ 25%	Total Ambulance Exp	Ambulance Exp
Salaries	\$ 914,184.09	\$ 228,546.02	\$ 685,638.07	\$ 267,008.65
Vehicle Expense	\$ 34,286.85	\$ 8,571.71	\$ 25,715.14	\$ 10,014.27
Travel & Training	\$ 16,880.25	\$ 4,220.06	\$ 12,660.19	\$ 4,930.27
Building	\$ 32,109.46	\$ 8,027.37	\$ 24,082.10	\$ 9,378.31
Office	\$ 870.17	\$ 217.54	\$ 652.63	\$ 254.15
Equipment	\$ 126,129.91	\$ 31,532.48	\$ 94,597.43	\$ 36,839.16
Supplies	\$ 27,635.75	\$ 6,908.94	\$ 20,726.81	\$ 8,071.66
EMS Supplies	\$ 28,002.13		\$ 28,002.13	\$ 10,904.89
Other	\$ 89,572.03	\$ 22,393.01	\$ 67,179.02	\$ 26,161.59
EMS Trauma System	\$ 11,997.00		\$ 11,997.00	\$ 4,672.00
Protective Clothing Fire	\$ 18,335.55	\$ 18,335.55	\$ -	\$ -
Chemicals Fire	\$ 3,526.50	\$ 3,526.50	\$ -	\$ -
Pensions Fire	\$ 3,300.00	\$ 3,300.00	\$ -	\$ -
Total Ambulance Expenses	\$ 1,306,829.69	\$ 335,579.18	\$ 971,250.51	\$ 378,234.96
				Outside City
				Ambulance Rev
Revenue				\$281,680.66
Revenue per call				\$588.06
Expense				\$378,234.96
Expense per call				\$789.63
Revenue (Loss)				(\$96,554.30)
Revenue Loss per Call				(\$201.57)

City of Bowie
 Ambulance Revenue / Expense Report
 Oct 1, 2015 thru May 31, 2016

EVENTS / RESPONSES	# of calls made	% of total calls		% Ambulance	
Fire	92	9.62%			
Ambulance out of City Limits	276	28.87%		31.94%	
Ambulance In City Limits	588	61.51%		68.06%	
Total	956	100.00%		100.00%	
					Outside City
					Collected Rev
Actual Ambulance Billings Collected					\$152,413.06
County Ambulance Pmt					\$18,000.00
Total Ambulance Revenue					\$170,413.06
			Deduct Fire Dept	Total	Outside City
Fire / Ambulance Expenditures			Expense @ 25%	Ambulance Exp	Ambulance Exp
Salaries	\$ 626,360.48	\$ 156,590.12	\$ 469,770.36	\$ 150,065.53	
Vehicle Expense	\$ 16,766.23	\$ 4,191.56	\$ 12,574.67	\$ 4,016.91	
Travel & Training	\$ 13,974.55	\$ 3,493.64	\$ 10,480.91	\$ 3,348.07	
Building	\$ 20,211.97	\$ 5,052.99	\$ 15,158.98	\$ 4,842.45	
Office	\$ 951.85	\$ 237.96	\$ 713.89	\$ 228.05	
Equipment	\$ 102,800.51	\$ 25,700.13	\$ 77,100.38	\$ 24,629.29	
Supplies	\$ 20,547.29	\$ 5,136.82	\$ 15,410.47	\$ 4,922.79	
EMS Supplies	\$ 22,474.61		\$ 22,474.61	\$ 7,179.39	
Other	\$ 52,081.47	\$ 13,020.37	\$ 39,061.10	\$ 12,477.85	
EMS Trauma System	\$ 2,040.17		\$ 2,040.17	\$ 651.72	
Protective Clothing (Fire)	\$ 3,910.64	\$ 3,910.64	\$ -	\$ -	
	\$ -	\$ -	\$ -	\$ -	
	\$ -	\$ -	\$ -	\$ -	
Total Ambulance Expenses	\$ 882,119.77	\$ 217,334.23	\$ 664,785.54	\$ 212,362.05	
					Outside City
					Ambulance Rev
Revenue					\$170,413.06
Revenue per call					\$617.44
Expense					\$212,362.05
Expense per call					\$769.43
Total Revenue / Loss					(\$41,948.99)
Revenue Loss per Call					(\$151.99)
Annualized					(\$71,912.55)